SC14 Meeting Report
Annex 14: Chondrichthyan handling and release protocol for bottom fishing operations

Australian Government
Department of Agriculture, Fisheries and Forestry

ABARES

Chondrichthyan handling and release protocol for bottom fishing operations in SPRFMO Convention Area

Brooke D'Alberto and Trent Timmiss

Research by the Australian Bureau of Agricultural and Resource Economics and Sciences

Technical Report
August 2026

© Commonwealth of Australia 2026

Ownership of intellectual property rights
Unless otherwise noted, copyright (and any other intellectual property rights) in this publication is owned by the Commonwealth of Australia (referred to as the Commonwealth).

Creative Commons licence
All material in this publication is licensed under a Creative Commons Attribution 4.0 International Licence except content supplied by third parties, logos and the Commonwealth Coat of Arms.

Cataloguing data
This publication (and any material sourced from it) should be attributed as: D'Alberto, B & Timmis, T 2026, *Chondrichthyan handling and release protocol for bottom fishing operations in South Pacific Regional Fisheries Management Organisation's Convention Area*, ABARES technical report, Australian Bureau of Agricultural and Resource Economics and Sciences, Canberra, DOI: 10.25814/ayye-kc20. CC BY 4.0.

ISSN 189-3128

Australian Bureau of Agricultural and Resource Economics and Sciences (ABARES)
GPO Box 858 Canberra ACT 2601
Telephone 1800 900 090
Web agriculture.gov.au/abares

Disclaimer
The Australian Government acting through the Department of Agriculture, Fisheries and Forestry, represented by the Australian Bureau of Agricultural and Resource Economics and Sciences, has exercised due care and skill in preparing and compiling the information and data in this publication. Notwithstanding, the Department of Agriculture, Fisheries and Forestry, ABARES, its employees and advisers disclaim all liability, including liability for negligence and for any loss, damage, injury, expense or cost incurred by any person as a result of accessing, using or relying on any of the information or data in this publication to the maximum extent permitted by law.

Professional independence
The views and analysis presented in ABARES publications reflect ABARES professionally independent findings, based on scientific and economic concepts, principles, information and data. These views, analysis and findings may not reflect or be consistent with the views or positions of the Australian Government or of organisations or groups that have commissioned ABARES reports or analysis. Learn more about ABARES professional independence.

Acknowledgements
The authors thank Jane Stewart (ABARES), David Galeano (ABARES), Stacey Antunovich (DAFF), Adam Camilleri (DAFF) and Michelle Henriksen (AFMA) for comments on the report.

Acknowledgement of Country
We acknowledge the continuous connection of First Nations Traditional Owners and Custodians to the lands, seas and waters of Australia. We recognise their care for and cultivation of Country. We pay respect to Elders past and present, and recognise their knowledge and contribution to the productivity, innovation and sustainability of Australia's agriculture, fisheries and forestry industries.

Background

At the 14th Meeting of the South Pacific Regional Fisheries Management Organisation (SPRFMO) Commission (COMM14), the Commission tasked the SPRFMO Scientific Committee (SC) to develop protocols for releasing sharks alive.

Following the tasking from COMM14, Australia has prepared a best handling and release protocol for sharks, rays and chimaeras (chondrichthyans) for bottom fisheries in the SPRFMO Convention Area. Available scientific literature, fisheries data and published shark and ray handling documents from other Regional Fisheries Management Organisations were reviewed to identify the most effective practises for best handling and release procedures for chondrichthyans commonly caught in SPRFMO demersal trawl and bottom longline fisheries.

This document provides detailed, fishery specific best handling practises to improve post-release survival of chondrichthyans and ensure crew safety.

Recommendations

That the SPRFMO SC **notes:**

1) The attached report prepared by Australia

That the SPRFMO SC **RECOMMENDS** to the Commission that it:

1) Endorse the methods, handling and release guidelines in the attached report.
2) Consider further work on reducing chondrichthyan bycatch in bottom fishing in the SPRFMO Conversion Area, including gear selectivity and modifications

Australian Government
Department of Agriculture, Fisheries and Forestry

ABARES

SPRFMO
South Pacific Regional Fisheries Management Organisation

Attachment A: Chondrichthyan handling and release protocol for SPRFMO bottom fisheries

Contents

1 Introduction **3**

2 Crew safety **3**

2.1 Suggested equipment ..... **Error! Bookmark not defined.**

3 Best practises for handling sharks, rays and chimaeras **6**

3.1 All fisheries 6

3.2 Handling practises in the water 8

3.3 Handling practices onboard vessels 9

4 Post release mortality and survivorship **16**

4.1 Fishing related injuries 16

5 Bycatch reduction methods **18**

Appendix A: Chondrichthyan species in SPRFMO in bottom fisheries **19**

References **21**

Tables

Table 1 Factors affecting chondrichthyan mortality by demersal longline, mid-water trawl and bottom trawl gears. 16

Figures

Figure 1 Incorrect methods of handling sharks, rays, skates and chimeras 7

Figure 2 Best handling methods for large sharks without bringing them on board 9

Figure 3 Best handling methods for small to medium sharks and chimeras 10

Figure 4 Best handling methods for medium to large sharks and chimeras 11

Figure 5 Best handling methods for very large sharks when bringing the animals on board 12

Figure 6 Incorrect handling methods when bringing a large shark on board 13

Figure 7 Best handling methods for skates and rays 15

1 Introduction

Many chondrichthyan species are facing substantial global population declines due to overfishing (Dulvy et al. 2021). Bycatch (unintentional catch of non-target species) of chondrichthyans can pose a significant challenge for their conservation and management and is a major concern for the sustainability of fisheries (Alverson et al. 1994; Kennelly 2007). The need to reduce fishing mortality and bycatch of chondrichthyans has been widely recognised in domestic and international fisheries (Dulvy et al. 2021; FAO 1999).

In the SPRFMO Convention Area, chondrichthyans are most commonly caught with mid-water and demersal fisheries, including both longline and trawl gears. These fisheries, which also includes exploratory fisheries, target demersal fish species, such as orange toothfish, hapuku and lobsters, which are typically associated with seamounts, ridges and plateaus.

Gear selectivity on species composition occurs between trawl and longline methods (Clarke et al. 2005). In the SPRFMO Convention Area, mid-water and bottom trawl methods primarily interact with deepwater and benthic chondrichthyan species, such as dogfishes (Families Squalidae), kitefin sharks (Family Dalatiidae) and gulper sharks (Family Centrophoridae; Appendix A). While demersal longline fisheries, including exploratory fisheries, in the SPRFMO Convention Area interact with a wider range of chondrichthyan species (Appendix A) due to gear selectivity and greater depth range, including:

- pelagic species e.g. Blue shark (*Prionace glauca*), Hammerhead sharks (Family Sphyrnidae), Oceanic whitetip sharks (*Carcharhinus longimanus*), Thresher shark (*Alopias vulpinus*), Longfin mako (*Isurus paucus*), and Shortfin mako (*Isurus oxyrinchus*)
- coastal/reef associated species e.g. Whitetip reef shark (*Triaenodon obesus*), Grey reef shark (*Carcharhinus amblyrhynchos*), Stingrays (Family Dastatidae), Tiger shark (*Galeocerdo cuvier*), Bronze whaler (*Carcharhinus brachyurus*)
- deepwater species e.g. Dogfishes (Family Squalidae), Gulper sharks (Family Centrophoridae), Ghostsharks (Family Chimaeridae), Lantern sharks (*Etmopterus* spp.), Skates (Family Rajidae).

In SPRFMO, concerns about the incidental capture of vulnerable shark and rays species, as well as marine mammals, sea birds and reptiles, has resulted in increased efforts to design and implement conservation and management measures (CMMs) aimed at avoiding interactions of such species with fishing gears and reducing their mortality. Several species of sharks and rays are listed as other species of concern under Annex 14 of Conservation and Management Measure (CMM) Standards for the Collection, Reporting, Verification and Exchange of Data (CMM 02-2026; SPRFMO 2026), recognising these species vulnerability to fishing pressures in SPRFMO. One proven method on reducing mortality of chondrichthyans is to generate best handling practises and releasing animals alive to improve post-release survival (Ruiz-García et al. 2025).

At COMM14, the Commission tasked the SPRFMO SC to develop a protocol for releasing shark alive. Following the tasking from COMM14, Australia has prepared a best handling and release protocol for all species of sharks, rays and chimaera for bottom fisheries in the SPRFMO Convention Area. Available scientific literature and published shark and ray handling documents from other RFMO's

were reviewed to identify the most effective practises for best handling and release procedures for sharks and rays commonly caught in the SPRFMO trawl and bottom longline fisheries.

This paper details the best practises for handling and releasing chondrichthyan species alive for trawl and longline gears, as well as information to ensure crew safety and further considerations for chondrichthyan bycatch reduction methods.

2 Crew safety

Sharks and rays can add to the risk of commercial fishing to crew when caught (AFMA 2023). They are unpredictable animals and individuals behave differently when they are handled on the deck. Potential injuries of being struck, tripped or bitten by sharks, or stung and cut by ray barbs are possible.

Crew should always put their personal safety first when releasing sharks, rays and other large fish (AFMA 2023). To reduce risk of injury to the crew and to the animals, fishers should:

- Wear gloves and avoid working around the jaws of sharks and tails of rays.
- Keep the animal in the water, if possible, to reduce stress and post release mortality to the animals.
- If a shark or ray must be brought on the deck, then
  - minimise the time it takes to return it to the water to increase post release survival
  - carry and use stretchers/cradles to manually restrain sharks.
- In longline fisheries, cut sharks off close to the hook as possible while ensuring crew safety, in order to reduce the amount of trailing line.

2.1 Suggested equipment

It is important to have the correct equipment to ensure crew safety when handling chondrichthyans (Gilman et al. 2008; Hutchinson et al. 2024; Hutchinson et al. 2025; Mura et al. 2025), including:

- hook remover/de-hooker
- pincers or bolt cutters
- long-handled pruning shears
- gloves
- protective glasses.

3 Best practises for handling sharks, rays and chimaeras

This section outlines the best handling and release practises for chondrichthyans, for when the animal is able to be left in the water, or when the animal is brought onboard. Appropriate handling practises can have a significant impact on the survivorship of the animal after interaction with fishing gear (Patterson & Tudman, 2009). These handling practises can minimise risk of injury and stress to the animal, as well as for the crew members (AFMA 2023).

The condition of the animal can be assessed by noting several features (AFMA 2023). These features can indicate impending death:

- stiffening of the body with muscle tone becoming increasingly defined
- lighting of skin colour
- slow response to touch
- movement becoming sluggish or non-existent
- in some shark species, the eyelid (nictating membrane) is slow to close or doesn't close when the eye is touched
- major wounds on the body.

Animals in good condition will show strong, vigorous body and spiracle movement, as well as few or no lesions on the body.

3.1 All fisheries

Do

- Keep the animals in the water if possible.
- Ensure sharks, rays, skates and chimaeras are released immediately.
- Prioritise releasing animals alive and in good condition, where possible.

Do not

- Leave the animal on the deck.
- Expose the animal to sun for extended periods.
- Lift the animal by the head, tail or gill slits.
- Drag or carry skate or rays by its lobes, tail, gill slits or spiracles.
- Gaff or cut animal where possible. If required to gaff the animal, it is recommended to gaff on the underside of their jaw to minimise damage.
- Kick, hit, throw or push the animal harshly or expose it to other physical trauma (Figure 1).

Figure 1 Incorrect methods of handling sharks, rays, skates and chimeras

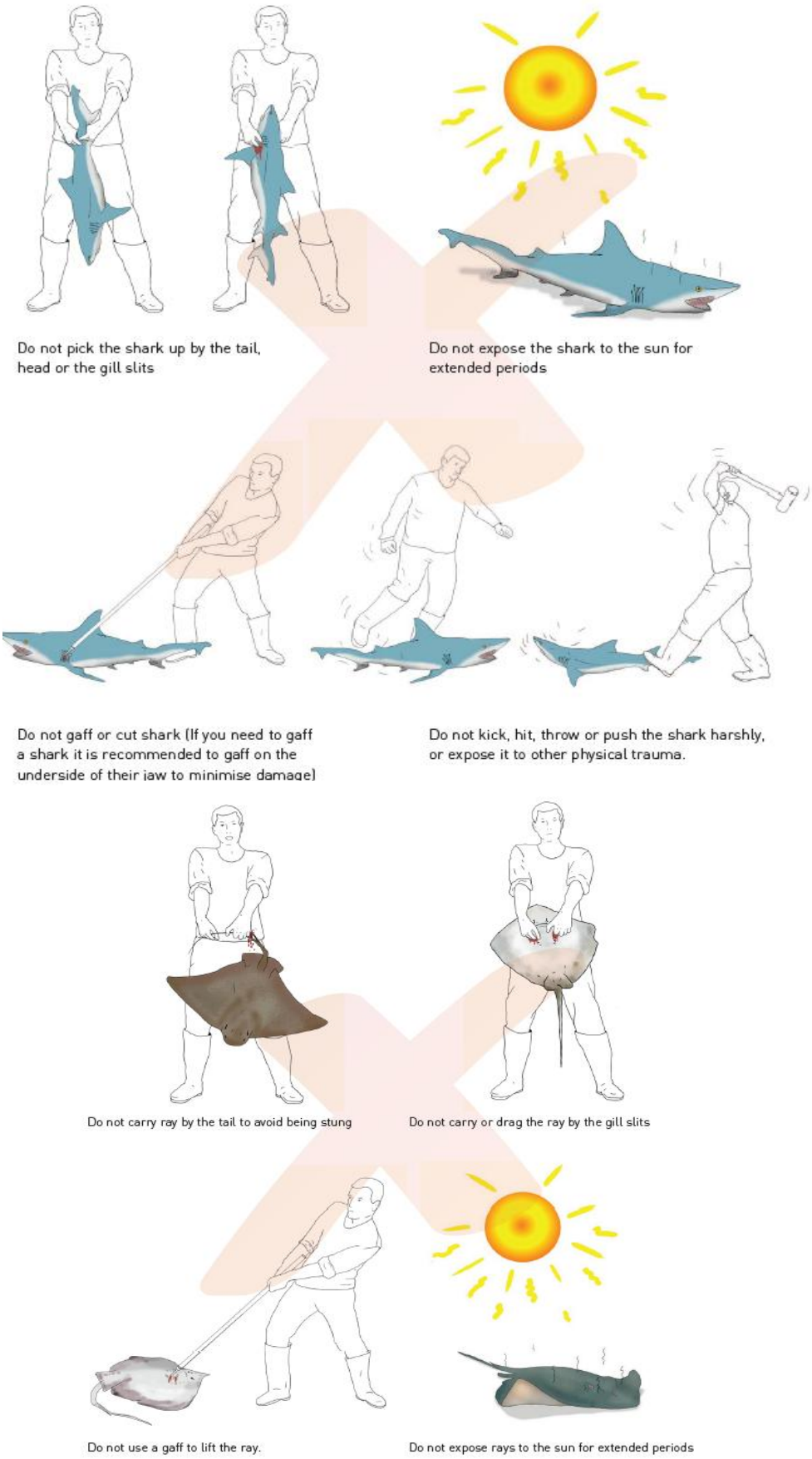

Source: Australian Fisheries Management Authority.

3.2 Handling practises in the water

These handling practices are more appropriate for demersal longline fisheries, where the animal is able to be left in the water (AFMA 2023; FAO 2018; Hutchinson et al, 2017; Hutchinson et al. 2024).

It is important to keep the animals in the water if possible (Figure 2). If electronic monitoring system is being used onboard as a logbook validation and data collection tool, ensure where possible that the animal able to be identified on the video camera before being released, for example by bringing it close to the boat so that it can be captured by video.

Do

- Slow the vessel and line hauling rate (if applicable) to bring the animal alongside the vessel for identification and gear removal.
- Remove all gear as much as possible while the animal is in the water.
- If attempting to remove hooks, use pliers or de-hookers or long-handled de-hookers for vessels with high freeboards (>1 metre).
- When hooks are not removed, use a line cutter to cut the line as close to the hook or mouth as possible, leave no more than 1 meter of gear attached to the animal and ensuring that weights are removed.
- Extreme care should be taken when working near the head of the shark.
- Where possible, always approach the shark from behind, particularly if it has been brought on aboard.
- For auto-longline vessels, remove all animals from the line before entering the de-hooking machine as it can cause significant injury to the animal's jaw.

Do not

- Use drag lines or drag the animal behind the vessel until the hook rips free of the jaw.
- Hit or slam the animal against the side of the vessel in attempt to get the animal off the line.
- Attempt to dislodge deeply hooked or ingested hooks by pulling the branchline off through the use of dehooker.
- Use gaffs for lifting or manoeuvring.
- Lift and drop animals from the vessel height.
- Lift the animal using the branchline if hooked.
- Wrap fingers, hands or arms in the line when bringing in an animal to the boat.
- Restrain the animal against the boat for long periods of time.
- Cut the tail of the animal.

Figure 2 Best handling methods for large sharks without bringing them on board

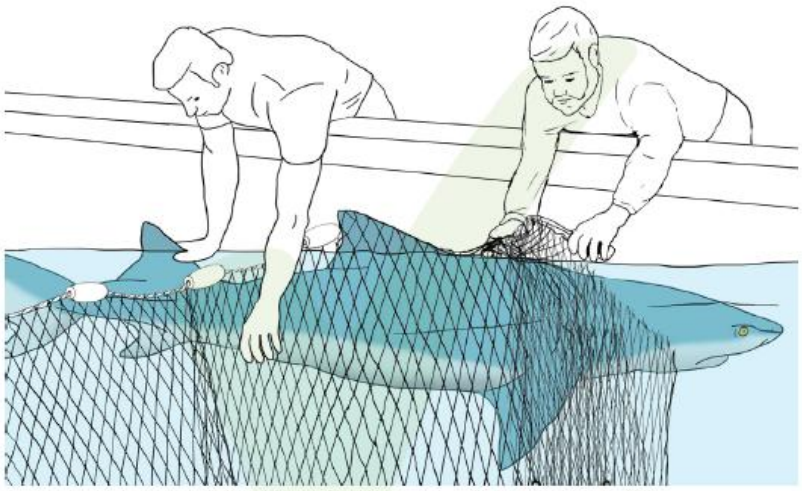

Correct handling practice: removing sharks from gear without bringing them on board.

Incorrect handling practice: Do not stand next to or in front of the shark, remain behind the head.

Source: Australian Fisheries Management Authority.

3.3 Handling practices onboard vessels

These handling practices are applicable for trawl and demersal longline fisheries where the animal is brought onboard the vessel.

If animals are brought onboard for gear removal and/or release, then (AFMA 2023; Graça Aranha et al. 2024):

- Under no circumstances should the animal be allowed to hit the roller on longline vessels, as this impact is likely to break their jaws and limit long term survival.
- Do not allow any animals to go through a dehooker on board.
- Use a net, lasso or second point of attachment to help lift onboard (if applicable).
- Manoeuvre the animals using manual restraint of pectoral fins and caudal peduncle (for sharks). This may require two crew members depending on the size of the animals.
- Use a stretcher or cradle for handling and restraint for the safety of the crew, and to reduce risk of injury to the animal.
- Keep the animal horizontal while lifting and animal and when the animal is placed onboard.

3.3.1 Sharks and Chimaeras

Small to medium sharks and chimaeras

For small to medium sized sharks and chimaeras (< 1 m), they may be handled by one person however they can be very fragile and need to be handled carefully (AFMA 2023; Figure 3).

- Use both hands to handle and release the animal by either
  - using both hands to support the body
  - holding the pectoral fin and tail
  - holding the dorsal fin and supporting the body.
- Release the animal head first into the water.
- Do not throw the animal into the water.

Figure 3 Best handling methods for small to medium sharks and chimeras

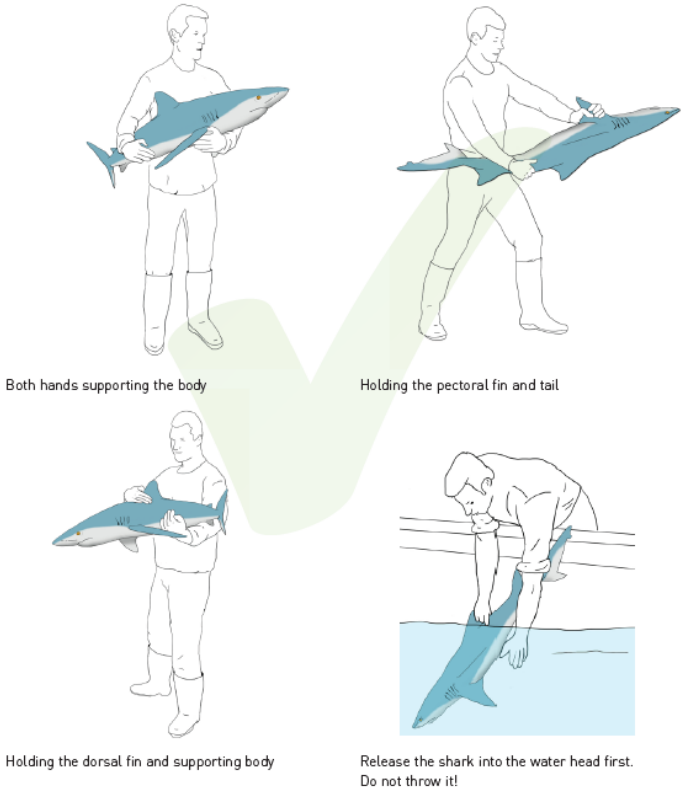

Source: Australian Fisheries Management Authority

Medium to large sharks and chimaeras

For medium to large sharks and chimaeras (1-2 m), it is best to handle these animals with two people (AFMA 2023; Figure 4).

- To release a large animal one person can hold the dorsal fin and pectoral fin, while the other person holds the tail. Then lower the animal gently into the water.
- If the animal is agitated, calm the animal down by covering its eyes with a smooth, wet and dark cloth.
- To prevent bites, place an object, such as fish or large stick in the jaws.
- If release is delayed, place a sea hose with running water in the animal's mouth to ensure they can breathe and to increase its survivability.

Figure 4 Best handling methods for medium to large sharks and chimeras

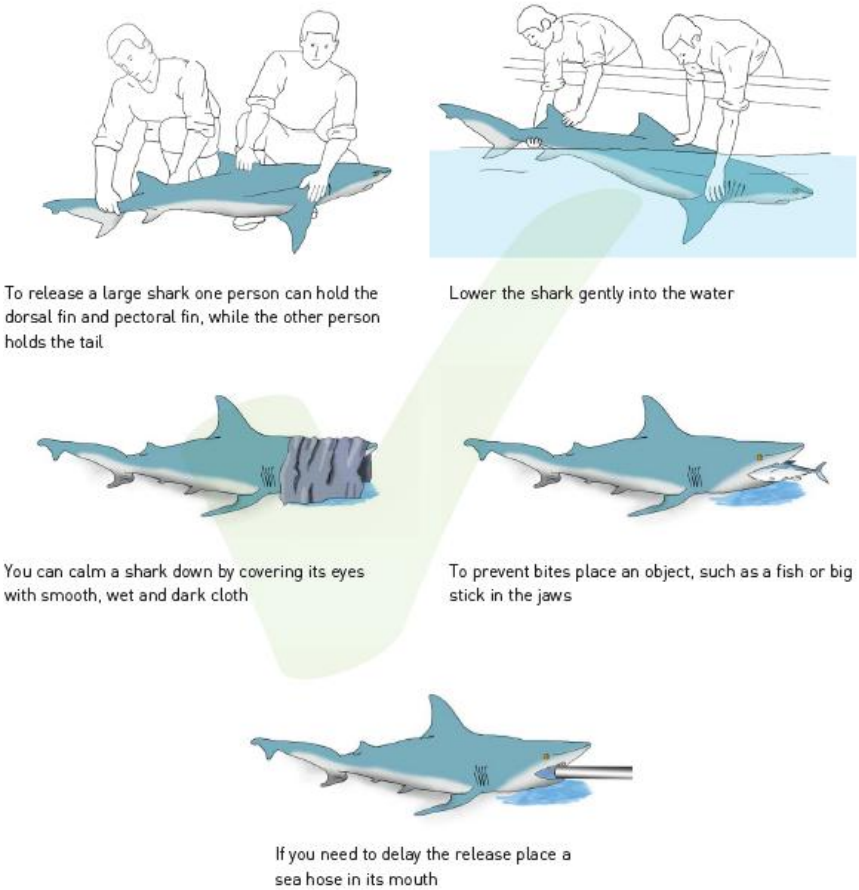

Source: Australian Fisheries Management Authority.

Very large sharks

All efforts should be made to free very large sharks (> 2 m) without bringing them onboard the vessel. If a very large shark is required to be brought onboard (AFMA 2023; Figure 5):

- Prepare by laying out a large tarp or unused section of a trawl mesh and the shark should be removed from the fishing gear onto the tarp or mesh.
- Once the shark is on board, place a wet towel over its eyes to calm the animal down and reduce the risk of injury.
- Place a running sea hose into the mouth of the shark to irrigate the gills to ensure they can breathe, while the gear is being removed for the animal.

Figure 5 Best handling methods for very large sharks when bringing the animals on board

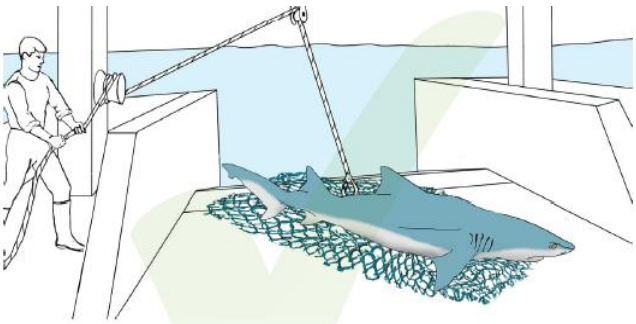

Correct handling practice: shark brought on board onto trawl mesh

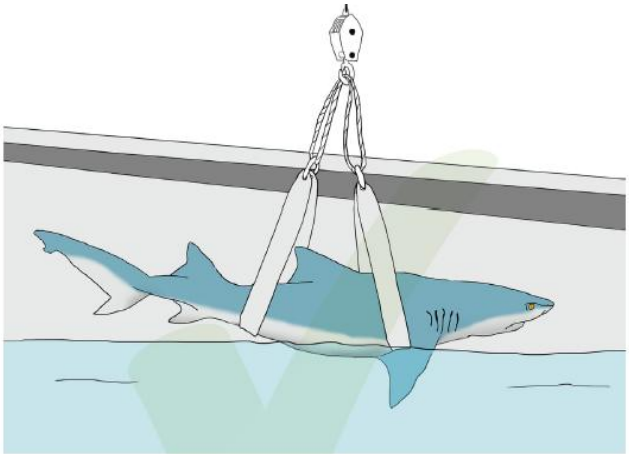

Correct handling practice: shark lifted with the use of wide slings

Source: Australian Fisheries Management Authority.

Sharks in good condition should be returned to the water with minimal lifting and head first.

- Manoeuvre the shark towards the stern using the tarp or mesh to help spread the pressure more evenly through the animal's body.
- Release head first down the stern ramp.
- For vessels without a stern ramp, the shark may need to be lifted, which should be undertaken with a minimum of two wide slings to support the weight of the animal while it is out of the water.

For sharks in poor condition, attempts to revive the animal should take place by:

- Placing the shark on the side of the boat with the shark facing forward.
- Having the boat just in gear or moving forward slowly to allow water to pass through the gills of the shark to re-oxygenate it.
- Do not use a gaff to hold the shark in position.
- Do not attempt to lift large sharks by the tail alone as this can result in vertebrae injury.
- Do not use wire or thin cable type strops to lift large sharks as these will cause injury (Figure 6).

Figure 6 Incorrect handling methods when bringing a large shark on board

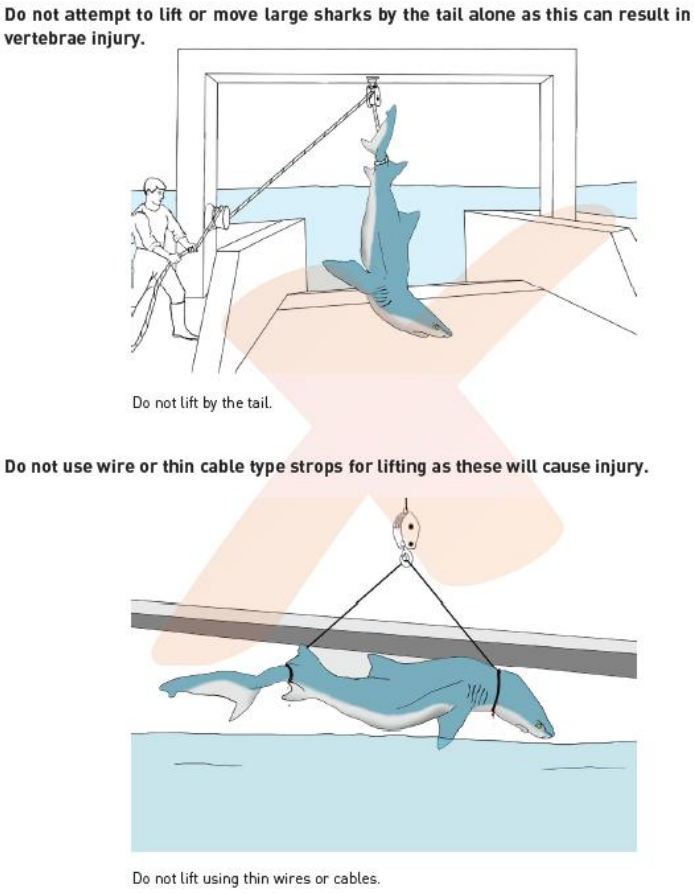

Source: Australian Fisheries Management Authority.

3.3.2 Skates and Rays

For all skates and rays (AFMA 2023; Hutchinson et. al, 2017):

Do not

- Carry skates and rays by the tail to avoid being cut or strung.
- Carry or drag skates and rays by the gill slits or spiracles.
- Use gaff to lift the skates and rays.
- Expose skates and rays to sun for extended periods.

When handling small and medium sized skates and rays (< 1m; AFMA 2023; Figure 7):

- May be handled by one person.
- Isolate the tail and pick the animal up by the snout or spiracles (openings behind the eyes) and support the base of the tail.
- Make sure fingers are kept away from the mouth.
- Hold the ray away from your body to avoid lashes of the tail and barb.
- Keep the animal as upright as possible to avoid bending the tail and compromising the vertebrae.

For large skates and rays (1-2 m; AFMA 2023; Figure 7):

- Use two people to handle the animal.
- Carry the animal by the wings.
- Support the snout and wings.

Figure 7 Best handling methods for skates and rays

Source: Australian Fisheries Management Authority.

4 Post release mortality and survivorship

There are a number of factors which can influence the post release survivorship of chondrichthyans. This includes the method of capture (longline or trawl), species specific sensitivity to physiological stress (e.g. hammerhead shark species are very sensitive to stress, compared to other large, bodied sharks), time spent on the line and/or on the deck, air temperature, temperature differences between bottom and surface waters, amount of trailing gear left on the animal, and handling methods (Table 1).

Table 1 Factors affecting chondrichthyan mortality by demersal longline, mid-water trawl and bottom trawl gears.

Fishing method	Factors affecting mortality	References
Bottom longline	Physiological sensitivity to stress	Mandelman and Skomal 2009; Musyl & Gillman 2018
	Gear composition	Bowlby et al. 2020; Francis et al. 2023; Hutchinson et al. 2021; Musyl & Gillman 2018
	Leaving animal in the water	Francis et al, 2023; Hutchinson et al. 2021; Bowlby et al. 2020
	Amount of gear left on animal	Francis et al, 2023; Hutchinson et al., 2021
	Handling and release methods	Hutchinson et al., 2021
	Air temperature/water temperature difference	Talwar et al. 2017
Trawl (demersal, mid-water)	Physiological sensitivity to stress	Ruiz-García et al. 2025; Ruiz-García et al. 2026
	Handling and release methods	Ellis et al. 2017; Ruiz-García et al. 2025; Ruiz-García et al. 2026
	Time spent on deck	Ruiz-García et al. 2025; Ruiz-García et al. 2026
	Air temperature/water temperature difference	Talwar et al. 2017; Scacco et al. 2023; Ruiz-García et al. 2025

4.1 Fishing related injuries

4.1.1 Hook damage

The type of hook used in longline fisheries may have a direct impact on the type of fishing related injuries for elasmobranchs. Hooks lodged in gills can tear tissue, causing severe blood loss, while swallowed hooks can be lodged in the digestive tract and cause abscesses, leading to infection and death. Hooks which break through the digestive track may also become lodged in other organs such as the liver (AFMA 2023).

To reduce the risk of injury to non-target sharks, the use of circle hooks is encouraged (AFMA 2023). Unlike J-hooks, circle hooks are designed to significantly reduce the chance of swallowing the hooks and causing internal damage.

4.1.2 Gaffing

It is generally not recommended using a gaff to handle or move chondrichthyans due to the potential for injury to the animal (AFMA 2023). Gaffing to the rear of the head or gill region can result in death from damage to the brain and/or cause severe blood loss. Gaffing to other parts of the body along the trunk can result in additional organ damage and potentially result in death, depending on the location, depth of the wound and animal condition (AFMA 2023).

If it is required to gaff a shark, ray, skate or chimaera, it is recommended that it is used on the underside of their jaw. In this area, the skin is soft, will not cause significant damage or blood loss, and is more likely to heal relatively quickly with no long-term impacts to the animal (AFMA 2023).

4.1.3 Maiming

Chondrichthyans that are caught in nets should be carefully untangled or cut free, before being quickly released into the ocean (AFMA 2023). Maiming and discarding of live animals to facilitate a quick removal from a tangled net and increase the processing of the catch should be avoided to improve the survival of the animal once released (AFMA 2023).

4.1.4 Pressure changes and collapsed organs due to gravity

Deepwater chondrichthyan species, which are commonly interacted with in SPRFMO demersal fisheries, have adapted to living at great depths. Relative quick changes in depth can cause barotrauma from the rapid decrease in pressure when brought to the surface (Patterson & Tudman, 2009; AFMA 2023). Furthermore, once the animal is removed from the water, the organs can become compressed, displaced and/or collapsed. The impact of gravity over a prolonged period may restrict blood flow by compressing the heart and circulatory system (AFMA 2023).

In addition to pressure changes, as deepwater species are brought to the surface, their liver oils expand and change from solid to liquid. This results in buoyance issues and animals floating on their back when they reach the surface (Patterson & Tudman, 2009).

It is important to support the bodies of the chondrichthyans when returning them to the water and prioritise immediate release.

4.1.5 Air exposure and temperature shock

Chondrichthyans can experience temperature shock when retrieved from the water. This is caused by wind chill and more likely to occur in the colder seasons when the water temperature is warmer than the air temperature (AFMA 2023; Talwar et al. 2017). Chondrichthyans tend to have body temperatures similar to their surroundings and sudden temperature changes disrupt bodily functions, potentially causing mortality (AFMA 2023).

All efforts should be made to the return chondrichthyans to the water as quickly as possible.

Bycatch reduction methods

Reducing bycatch of chondrichthyans, particularly deepwater species, is one of the main strategies for mitigating the impact of fishing on these animals. This may be achieved through reducing spatial and temporal overlap between fishing operations, avoiding known areas with high concentrations of chondrichthyans, and gear modification (Graça Aranha et al. 2024).

Some species, including deepwater chondrichthyans, are known to aggregate in areas of biological significance for feeding, mating, parturition or nursery habitats. Several of these areas may be consistent in space and/or time. If these areas are identifiable by the fishers, then fishing in these areas could be avoided. Other aggregation sites may be dependent on environmental variables and thus harder to predict and avoid. The efficacy of spatial management is dependent on movement patterns, spatial distribution and aggregating behaviour so information on these parameters is essential.

Some considerations to reduce interaction rates and mortality with chondrichthyans species for both demersal longline and trawl method are (Graça Aranha et al. 2024; Hutchinson et al. 2017):

- When practical, avoid fishing in areas with high rates of chondrichthyan bycatch.
- When identified, avoid fishing in known nursery areas of chondrichthyans.

Further work should be considered on the impact of gear selectivity and potential modifications, such as leader material and hook shape, and fishing operation considerations, such as fishing depth and haul speed, on the effectiveness of reducing chondrichthyan bycatch in bottom fishing in the SPRFMO Conversion Area.

Appendix A: Chondrichthyan species in SPRFMO in bottom fisheries

Table A1 Presence or absence of chondrichthyan species by gear type based on current and historical catch and effort from Australian mid-water trawl, bottom trawl and demersal longlines.

FAO code	Common name	Scientific name	Demersal Longline	Bottom Trawl	Mid water Trawl
RNZ	Angel Sharks	Family Squatinidae	X		
GAB	Australian Sawtail Catshark	*Figaro boardmani*	X		
HYD	Black Ghostshark	*Hydrolagus homonycteris*	X		
RSK	Blacktip sharks	*Carcharhinus, Loxodon & Rhizoprionodon spp*	X		
BSH	Blue Shark	*Prionace glauca*	X		
DNA	Brier Shark	Deania calcea	X	X	
NTC	Broadnose Shark	*Notorynchus cepedianus*	X		
BRO	Bronze Whaler	*Carcharhinus brachyurus*	X		
CCE	Bull Shark	*Carcharhinus leucas*	X		X
PPC	Common Sawshark	*Pristiophorus cirratus*	X		
DGX	Dogfishes	Family Squalidae	X	X	
SYX	Draughtboard Sharks	*Cephaloscyllium spp.*	X		
CEM	Endeavour Dogfish	*Centrophorus moluccensis*	X		
CWM	Ghostsharks	Family Chimaeridae	X		
DGZ	Greeneye Spurdog	*Squalus chloroculus*	X		
AML	Grey Reef Shark	*Carcharhinus amblyrhynchos*	X		
GUP	Gulper Shark	*Centrophorus granulosus*	X	X	X
DGX	Gulper Sharks	Family Centrophoridae	X	X	X
CTU	Gummy Shark	*Mustelus antarcticus*	X		
SPY	Hammerhead Sharks	Family Sphyrnidae	X		
CEU	Harrisson's Dogfish	*Centrophorus harrissoni*	X		
SHL	Lantern Sharks	Family Etmopteridae	X	X	X
LMA	Longfin Mako	*Isurus paucus*	X		
SDQ	Longsnout Dogfish	*Deania quadrispinosa*	X		
OCS	Oceanic Whitetip Shark	*Carcharhinus longimanus*	X		
DOP	Piked Spurdog	*Squalus megalops*	X		

FAO code	Common name	Scientific name	Demersal Longline	Bottom Trawl	Mid water Trawl
DGX	Roughskin Dogfishes	*Centroscymnus & Deania spp*	X	X	
PWS	Sawsharks	Family Pristiophoridae	X		
GAG	School Shark	*Galeorhinus galeus*	X		
RSK	Sharks (mixed)	Subclass Elasmobranchii	X	X	X
SMA	Shortfin Mako	*Isurus oxyrinchus*	X		
XAN	Sixgill and Sevengill Sharks	Family Hexanchidae	X		
SRX	Skates	Order Rajiformes	X		
LXL	Sleeper sharks	Family Somniosidae	X	X	X
SPZ	Smooth Hammerhead	*Sphyrna zygaena*	X		
CWO	Southern Dogfish	*Centrophorus zeehaani*	X		
PPU	Southern Sawshark	*Pristiophorus nudipinnis*	X		
STT	Stingrays	Family Dasyatidae	X		
ALV	Thresher Shark	*Alopias vulpinus*	X		
TIG	Tiger Shark	*Galeocerdo cuvier*	X		
RSK	Weasel Sharks	Family Hemigaleidae	X		
RSK	Whaler Sharks	Family Carcharhinidae	X		
SYX	Whitefin Swellshark	*Cephaloscyllium albipinnum*	X		
DGS	Whitespotted Spurdog	*Squalus acanthias*	X		
TRB	Whitetip Reef Shark	*Triaenodon obesus*	X		

References

AFMA 2023, Shark and ray handling practices: a guide for commercial fishers in southern Australia, Australian Fisheries Management Authority, accessed 1 July 2026.

Alverson DL, Freeberg, MH, Murawski, SA & Pope JG, 1994, A global assessment of fisheries bycatch and discards, Food & Agriculture Organisation Fisheries Technical Paper 339.

Bowlby, H, Joyce, W, Benoit, H & Sulikowski, J, 2020, Evaluation of post-release mortality for porbeagle and shortfin mako sharks from the Canadian pelagic longline fishery [PDF], Collective Volumes of Scientific Papers, vol. 76, pp 365-73, accessed 7 July 2026.

Clarke, MW, Borges, L, & Officer, RA, 2005, Comparisons of trawl and longline catches of deepwater elasmobranchs west and north of Ireland, Journal of Northwest Atlantic Fishery Science, vol. 35, DOI: 10.2960/J.v35.m516, accessed 7 July 2026.

Dulvy NK, Pacoureau N, Rigby CL, Pollom RA, Jabado RW, Ebert DA, Finucci B, Pollock CM, Cheok J, Derrick DH, Herman KB, 2021, Overfishing drives over one-third of all sharks and rays toward a global extinction crisis, Current Biology, vol. 8;31(21), pp. 4773-4787, DOI: 10.1016/j.cub.2021.08.062, accessed 1 July 2026.

Ellis, JR, McCully Phillips SR & Poisson, F, 2017, A review of capture and post-release mortality of elasmobranchs, Journal of fish biology, vol 90(3), pp. 653-722, DOI: 10.1111/jfb.13197, accessed 2 July 2026.

FAO 1999, 'International Plan of Action for the conservation and management of sharks (IPOA-sharks)', Food and Agricultural Organization, pp. 17-24, accessed 1 July 2026.

—— 2018 'Good practise guide for the handling of sharks and rays caught incidentally in Mediterranean pelagic longline fisheries [PDF]', Food and Agriculture Organisation, pp 1-10, accessed 1 July 2026.

Francis MP, Lyon WS, Clarke SC, Finucci B, Hutchinson MR, Campana SE, Musyl MK, Schaefer KM, Hoyle SD, Peatman T, Bernal D, 2023, Post-release survival of shortfin mako (*Isurus oxyrinchus*) and silky (*Carcharhinus falciformis*) sharks released from pelagic tuna longlines in the Pacific Ocean, Aquatic Conservation: Marine and Freshwater Ecosystems, vol. 33(4), pp. 366-78, DOI: 10.1002/aqc.3920, accessed 1 July 2026.

Graça Aranha, S, Teodósio, A & Dias, E, 2024, Handling protocol for sharks and skates for bottom trawl fishing vessels: case study on a crustacean trawler in southern Portugal within the scope of the Delasmop project "Deep-sea elasmobranchs of Portugal" [PDF], Centro de Ciencais do Mar Algarve (CCMAR), accessed 1 July 2026.

——, Teodósio A, Marsili T, Pires da Rocha P, Modesto T, Guerreiro PM, Tambutte A, Alves A, Relvas P, Dias E, 2025, Under pressure: deep-sea elasmobranchs experience high mortality and stress in a crustacean trawling fishery, Frontiers in Fish Science, vol 11:3, pp. 1473376, accessed 1 July 2026.

Hutchison, M, Poisson, F & Swimmer, Y, 2017, Developing best handling practise guidelines to safely release mantas and mobulids captured in commercial fisheries [PDF], Pacific Islands Fisheries Science Centre Report for the Western Central Pacific Fisheries Commission 13th Regular Session of the Scientific Committee, WCPFC SC13 2017 SA-IP 08, accessed on 1 July 2026.

——, Siders Z, Stahl J & Bigelow, K, 2021, Quantitative estimates of post-release survival rates of sharks captured in Pacific tuna longline fisheries reveal handling and discard practices that improve survivorship, Pacific Islands Fisheries Science Centre Data Report, DR-21-001, pp. 1-61, DOI: 10.25923/0m3c-25, accessed 1 July 2026.

——, Lopez, J & Aires-da-Silva, A, 2024, Best handling and release practice guidelines for sharks in IATTC fisheries [PDF], Inter-American Tropical Tuna Commission (IATTC) Scientific Advisory Committee (SAC) 15th Meeting, SAC-15-11 Corr., pp. 1-27, accessed 1 July 2026.

——, Lopez, J, Ovando, D & Roman, M, 2025, Updated best handling and release practice guidelines for sharks in IATTC fisheries, Western and Central Pacific Commission (WCPFC) Scientific Committee 21st Regular Session, WCPFC-SC21-2025/EP-WP-11, pp. 1-35, accessed 7 July 2026.

Kennelly, SJ 2007, 'By-catch reduction in the world's fisheries', in JL Nielsen (eds), *Reviews: Methods and Technologies in Fish Biology and Fisheries*, vol. 7, Springer, Dordrecht, The Netherlands, pp. 289, accessed 1 July 2026.

Mandelman JW, Skomal GB, 2009, Differential sensitivity to capture stress assessed by blood acid–base status in five carcharhinid sharks, Journal of Comparative Physiology B, vol. 179(3), pp. 267-77, DOI: 10.1007/s00360-008-0306-4, accessed 1 July 2026.

Murua J, Ferarios JM, Grande M, Cuevas N, Onandia I, Erauskin-Extramiana M, Lopetegui-Eguren L, Salgado A, Santiago J, 2025, Can lifting large sharks by the tail with bycatch release devices be a best practice for improved crew safety and shark survival? [PDF], AZTI, Sustainable Fisheries Management, 3rd Meeting of the Working Group on Ecosystems and Bycatch for the Inter-American Tropical Tuna Commission, EB-03-RD-D, pp. 1-16, accessed on 1 July 2026.

Musyl, MK & Gilman, EL, 2018, Post-release fishing mortality of blue (*Prionace glauca*) and silky shark (*Carcharhinus falciformes*) from a Palauan-based commercial longline fishery. Reviews in Fish Biology and Fisheries, vol. 28(3), pp. 567-86, DOI: 10.1007/s11160-018-9517-2, accessed 1 July 2026.

Patterson, HM & Tudman, MJ, 2009, Chondrichthyan guide for fisheries managers: A practical guide to mitigating chondrichthyan bycatch [PDF 823 KB], Australian Bureau of Agricultural and Resource Economics and Sciences (ABARES), Canberra, accessed 7 July 2026.

Ruiz-García, D, March, D, Raga, JA & Barría, C, 2026, At-vessel mortality and health assessment reveal management priorities for chondrichthyan bycatch in trawl fisheries, ICES Journal of Marine Science, vol: 82(12), pp. 1-14, DOI: 10.1093/icesjms/fsaf228, accessed 7 July 2026.

——, Barría C, Raga, JA & March, D, 2026, Key drivers of at-vessel mortality in demersal sharks, Conservation Biology, vol: 40(1), pp. e70100, DOI: 10.1111/cobi.70100, accessed 7 July 2026.

Scacco, U, Fortibuoni, T, Baini, M, Franceschini, G, Giani, D, Concato, M, Panti, C, Izzi, A & Angiolillo M, 2023, Gradients of variation in the at-vessel mortality rate between twelve species of sharks and

skates sampled through a fishery-independent Trawl Survey in the Asinara Gulf (NW Mediterranean Sea), Biology, vol: 24;12(3), pp. 363, DOI: 10.3390/biology12030363, accessed 7 July 2026.

Talwar, B, Brooks, EJ, Mandelman, JW & Grubbs, RD, 2017, Stress, post-release mortality, and recovery of commonly discarded deep-sea sharks caught on longlines, Marine Ecology Progress Series, vol. 582; pp 147–161, DOI: 10.3354/meps12334, accessed 7 July 2026.

SPRFMO 2026, Conservation and Management Measure 02 Standards for the Collection, Reporting, Verification and Exchange of Data, South Pacific Regional Fisheries Management Organisation, accessed 1 July 2026.